



# All Saints' Day School

## Learning Through Play Since 1969

♥ February 2021 ♥

1969 Woodside Lane · Virginia Beach, VA 23454  
(757) 481-0577, ext. 2

allsaintsdayschoolvb.com  All Saints' Day School

### Pink Dinghy To The Rescue!



What better way to start the week off than to skip making dinner?! Our very own ASDS parent and owner of The Pink Dinghy on 19th Street, Stephanie Dietz, has graciously offered to host a fundraiser for our school. Some of you were already familiar with her amazing food but if you'd never experienced it, this was the perfect opportunity! With every family meal purchased, Stephanie is donating a portion of the sales towards our school. If you met the order deadline of Friday, January 29<sup>th</sup>, then you will be **picking up your meals on Tuesday, February 2<sup>nd</sup> from 5:00 – 7:00 p.m.** and enjoying a very special treat indeed!

### Thank You for Helping Us ALL Stay Well!

We are all still healthy and authorized to remain open! Thank you for your part in continuing to make this a reality! Now is not the time to relax. We must continue the hard work of staying vigilant and not let down our guard as our city's rates of infection place us solidly in the **RED zone (data 1/28/2020)**. Mask, socially distance, wash your hands thoroughly and frequently, and be diligent as families and individuals when out and about. ALL of these practices are critical to our continued success in keeping COVID-19 at bay and are necessary in order for our school to stay open. You have been wonderful so far. We trust that you will not let the lure and aura of pending vaccine availability get you off track. We're all in this together.



### 2021-2022 Registration is OPEN!



Our registration process for the next school year has been open for two months now and opened to the public on Monday, January 4<sup>th</sup>. If you have not already registered, you will want to do so soon. We need to plan staffing for next year and cannot do so effectively without knowledge of how many staff we will need to meet the state requirements. It's a risk to wait until August if we want to continue to secure the very best instruction personnel for our students. For those of you who will have children

who are age-eligible for Kindergarten (five by September 30, 2021), you have two options:

- 1) Consider an additional year of Kindergarten to give your child an extra year of maturity.
- 2) Enrolling your child in the ASDS Kindergarten, knowing that we have a success record for being able to STAY open when the public and some private schools have had to close for COVID-19 related issues.

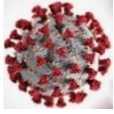
Regardless of your child(ren)'s ages, there's no better time than the present to check "registration" off of your to-do list.

## Staff Professional Development



Did you know that the Commonwealth of Virginia requires that our staff receive 16 hours of professional development each year? Their Inservice Days are allocated for this purpose. But last week they went above and beyond and came in on Saturday, January 23<sup>rd</sup>, at 9 a.m.! Liz Lowery returned to do our staff's recertification for CPR, Choking Prevention, and First Aid which will be good for two years. Your Children are in good hands at All Saints'.

## From the Director:



As we move deeper into Flu Season and become more vulnerable to ALL challenges to our health, we ask that you keep in mind the symptoms associated with the Novel Corona Virus – COVID-19. We thank you and your family for checking each and **every day**.

### COVID-19 Symptoms

Fever of 100.4 F (38.0 C)	Diarrhea	Muscle or body aches	Congestion or runny nose
Chills	Fatigue	New loss of taste or smell	Nausea or vomiting (GI symptoms)
Cough	Headache	Sore throat	Shortness of breath or difficulty breathing

## ? ✂ 🎵 🧸 From the Classrooms 🖐 ❤ ✍ 🕒



### Ms. Cathy & Ms. Teresa



The kindergarteners eased into the New Year and winter discussing hibernation, migration, and adaptation. We read about and discussed what different animals do in winter. We are all hoping for some snow here in Virginia Beach to see how we humans adapt and play in the winter. In the kitchen, the Dolphin class made Happy New Year Nachos, OHHH its cold outside oatmeal, penguins in a blanket, pizza, popcorn, and quick blueberry muffins. The children really enjoy our cooking time. While in the kitchen, we are able to introduce and reinforce several math concepts such as numeral recognition, greater than and less than, as well as fractions. All concepts they are also working on every morning during morning work and circle time. Every week, the children also write a recipe review, reinforcing the letter of the week as well as sight word vocabulary. This month we had lots of positive feedback on all the recipes, however the nachos were our biggest success. As always, all the recipes and reviews were placed in the children's A-Z cookbook which will be sent home later in the year.



In Science and Social Studies, the children learned about oceans and the five levels in the ocean. The kids did several experiments testing density and salinity of the ocean and the effects of the sun not reaching the lowest levels of the ocean. We also learned about polar bears and penguins. In their favorite experiment, the kids tested putting their hand in ice cold water with and without a "blubber" mitt. Many of us were surprised how warm and dry the blubber mitt

kept our hand.

We continued with our guided drawing activities this month as well. The children drew penguins and polar bears. They used crayons and watercolors to complete their art work. The directed drawing activities show me so many things, a few of which are, following simple and multiple part instructions, patience, and maturity. I am so impressed with how far they have come since September. As always, thank you for entrusting your little ones with me each day. It truly is a joy and a privilege.



### Ms. Parker & Ms. Drehoff

Since we returned to school from Christmas break, we have been full steam ahead! Our units this month were snowmen and penguins. We had such high hopes that we would receive snow if we immersed ourselves into snow activities. Unfortunately, we haven't seen any yet!

We have been working hard sorting using beginning sounds. We are learning how words sound phonetically by stretching the word like a rubber band to hear the sounds, and then saying it fast to hear the word.

All kiddos enjoyed listening to stories about snowmen, and using our imaginations to create them. Creative crafts for counting snowmen, building words with snowballs, tracing letters, and building letters with play dough while pretending it was snow were all part of the fun. We counted our miniature snowflakes to match the numeral on a card.

Penguins were a huge hit in the class! The children loved pretending to be penguins waddling down the hall. It was fun learning daily amazing facts about the 16 different species. We measured ourselves against the emperor penguin and no one was taller than it was. Their minds were blown!

In math we have discovered measuring with non-standard units of measurement (using cotton balls, plastic teddy bears, etc.) and with standard units of measurement (using a ruler). We have worked on patterns, touched on Gus the Plus (addition) and Linus the Minus (subtraction). We all enjoy coming to school and cannot wait to see what's next!



### Ms. Susan & Ms. Devin

The Stingray's started 2021 on a great foot! We kicked it off by learning the letter and sound of Nn. The Nn sight word was "no." We had a great treat of Nerds for the letter Nn. We also learned the letters and sounds of Oo, Pp, and Qq. Our sight words were "one", "part", and "quick." The treats we had were Oreo's for Oo, Pop-Tarts for Pp, and quesadilla and queso dip for Qq. The kids loved them all!


We have been practicing writing our names and simple three-letter words. We don't always use paper/pencil. We've use shaving cream, sand, and scrabble pieces in a variety of ways to learn how to space letters. We are also practicing capital and lower-case letters.

In math, our Stingrays are continuing with simple addition. We are already on our 85<sup>th</sup> day of school. That's more than halfway through our year! Wow! Time Flies!

Celebrating Martin Luther King, Jr. was fun for the kids. We discussed how it's important to treat all of our friends with kindness and ways in which we can we do that. Helping our friends clean up a mess, helping them open their snack, or letting someone go first are all things we can do to be kind.

Hoping for snow, we painted snowflakes with cotton balls and used a Q-Tip to paint the letters Qq.





We continue to make great progress in putting on our jackets by ourselves and even starting to zip them up! Ask your children to show you how they do it. Please keep this up at home. They are really doing a great job with their jackets. February will be a busy month with Groundhog's Day, Super Bowl LV, Our Teeth, and Valentine's Day.

### ★ Ms. Sandra, Ms. Beth, & Ms. Terry

Starfish students came back from Christmas break eager to get started with the new-year. This month our themes were Winter, Snow and Ice, Arctic Animals, and Penguins.

Our first week back we discussed our new season, winter. We read, The Jacket I Wear in the Snow, and talked about what type of clothing we wear during the winter season. We also talked about how our outside environment changes. We observed trees with no leaves on them and felt the colder temperatures outside. We played a game where the students had to sort clothes you would wear in the winter and those you would wear in the summer. We practiced our writing skills by tracing lines with winter themes.

The second week of the month we learned about snow and ice. We read, Sneezy the Snowman, and made melting snowmen out of puffy paint made from shaving cream and glue. The students made icicles using the letter I, glue and glitter. Ice paintings were created using a block of ice and watercolors. Ice cube play was a hit as the children played with penguins and arctic animals in a tray filled with ice cubes. We discussed how water is a liquid and becomes ice when it is placed in a cold environment. We made a sensory bin of snow for the children to play in using shaving cream and baking soda, and a snowstorm was created in a jar using paint, oil, and Alka-Seltzer tablets.



Arctic animals took over the classroom the third week of the month. The students learned where the Arctic is located on a globe and how cold it is in the Arctic Circle. They learned about the following Arctic animals: walruses, snowy owls, beluga whales, narwhals, polar bears, caribous, arctic foxes, harp seals, and orca whales. They used Styrofoam™ packaging squares and created a hotel and spa for the Arctic animals. We poured water into the crevices of the Styrofoam to create pools for the animals to play in. It was so much fun to recycle trash into creative play in the classroom. They loved it so much we used it again for our penguins. We played Arctic animal bingo, and the students had to show where various Arctic animals lived using a board that simulated snow and water. Narwhals were created using the letter N.



## Ms. Jojo & Ms. Patsy

Teacher Patsy and I want to thank you again for all of the presents, goodies, and kind cards that you gave to us during the holidays. Your generosity is greatly appreciated. Thank you so much!

The Sea Turtles focused on the letters Pp, Ss, and Ww this month. Our colors were blue and white. Rectangles were added to our shapes, and the number "7" to our numerals. We sang and learned the motions for "Snow Dance" and "Penguin Dance". The students learned from our book about penguins that penguins live in cold and warm environments and that they swim instead of fly! Other books we read this month were Clickety Clack, Winter White, Here Comes the Snow, and Snow Dance. The students made snow scenes for Winter White. The letter "P" was used for the students to make penguins. They also painted and made butterflies, decorative art, and tiles that will be displayed if we have an art show. We made shape trains with pictures of the students to go with our Clickety Clack book! The students are continuing to thrive, and we are so proud of their accomplishments and growth. We look forward to another amazing month in February! ☺



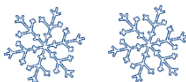
## Ms. Dana

In January, everyone learned this fingerplay:

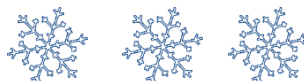
*One little snowflake with nothing to do  
Along came another and then there were two*



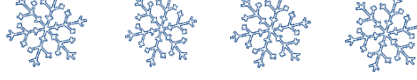
*Two little snowflakes laughing with me  
Along came another and then there were three*



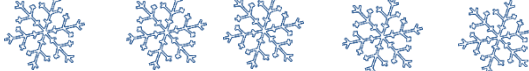
*Three little snowflakes looking for some more  
Along came another and then there were four*



*Four little snowflakes dancing a jive  
Along came another and then there were five*




*Five little snowflakes having so much fun*



*Along came another and then there were none!*






I read the book The Snowy Day by Jack Ezra Keats to the children, and they acted out the story while listening to The Skaters' Waltz. It was fun to pretend to play in the snow. Here's a link to a read-aloud of the book: [The Snowy Day](#).

We continue to practice keeping a steady beat by clapping or patting our knees while speaking or singing. The children in the Stingray, Sea Otter, and Dolphin classes are learning about quarter notes and eighth notes so that we can begin playing some rhythm patterns.

At the end of the month, we read The Mitten by Jan Brett. The Sea Turtles and Starfish classes enjoyed pretending to be the animals in the story. In the Stingray, Sea Otter, and Dolphin classes, we learned rhythmic patterns for each animal. Here's a link to the author reading the book: [Jan Brett reads The Mitten](#)



The circle game [Circle Round the Zero](#) was a big hit with everyone:

*Circle round the zero, find your lovin' zero  
Back, back, zero  
Side, side, zero  
Front, front, zero  
Find your lovin' zero*

Ask your child to show you the motions to the song.



## Señora Mercedes

Hola and Feliz 2021!!! Enero (January) is already flying by! This first month was full of excitement and activities in your children's Spanish classes! Most groups have started to work on their "Libro de los Números," or Number Book. Each group has a different number book according to their skill level, and the children are going to continue to work on them for several weeks. The Sea Turtles class continues to surprise me every week by how much they are learning. They are not very vocal yet, but I'm so excited to see that Spanish is a part of their growing vocabulary. The Starfish class is also blooming, and more and more kids are fluent in the concepts that we repeat every week. So far, they are doing a fantastic job on their number books! Difficulty grows every week, but I'm sure you will be impressed with their work once you see it. These two groups enjoy our number video

<https://www.youtube.com/watch?v=ZiNFXntWOJw>

The Sea Otters and Stingrays continue to excel in their Spanish abilities! We are still practicing how to express our feelings: estoy bien (I'm fine), estoy así así (I'm so-so), estoy mal (wrong, not good), estoy cansado/cansada (tired), estoy enfadado/enfadada (angry) and we will continue to practice. They are also really good at all the dancing and singing that we do. Their number books are looking wonderful as well. These students are all really fluent in singing our crazy number video <https://www.youtube.com/watch?v=zzhHrQbHZMA> It's very repetitive, but it works really well for them.

MONTHS OF THE YEAR	MESES DEL AÑO
January	enero
February	febrero
March	marzo
April	abril
May	mayo
June	junio
July	julio
August	agosto
September	septiembre
October	octubre
November	noviembre
December	diciembre



And finally, the Dolphins have finished their long project about the "Meses del Año," or Months of the Year. It was a nice project and each student made 12 bookmarks, so they can have one for every month of the year. We will continue to practice the days of the week and months of the year weekly with our video <https://www.youtube.com/watch?v=K2iT6VeEylE>.





**Coach Jess**

Happy New Year! Welcome 2021!

We kicked off the beginning of the month celebrating the New Year with some fireworks of our own! Everyone got to draw their own fireworks and leap from one firework to the next. We played parachute launch and lots of different types of hopscotch. The kids also hula hooped their way into the new year!

Next month, we'll be playing football and celebrating Valentine's Day!

In Health, Coach Jess








## Starfish Families Have Fun in The Snow at Home!





## For the Fridge...

Date	Kids' Version	Event	Notes
February 1 <sup>st</sup> Monday		Staff Inservice Day	ASDS CLOSED to Students
February 2 <sup>nd</sup> Tuesday		Pink Dinghy ASDS Fundraiser	Remember to pick up your pre-ordered food between 5:00 and 7:00 p.m.
February 14 <sup>th</sup> Sunday		Valentines' Day	There's plenty of L♥VE to go around!
February 15 <sup>th</sup> Monday		Presidents' Day	ASDS is CLOSED
March 5 <sup>th</sup> Friday		Teacher Inservice Day	Liz Williams from Tidewater Speech Therapy will present to our staff.

## Happy Valentines' Day!

